

## Tehničke karakteristike proizvoda

### Karakteristike

## ZB5CA432

crvena kvadratna udubljena glava tastera Ø22  
sa povratkom "O"



### Osnovne informacije

Grupa proizvoda	Harmony XB5
Tip proizvoda ili komponente	Glava za nesvetleći taster
Kratko ime uređaja	ZB5
Materijal podnožja	Tamno siva plastika
Prečnik za montiranje	22 mm
Tip glave	Standardni
Prodaja po nedeljivim količinama	1
Oblik glave signalne jedinice	Kvadratna
Tip glave uređaja	Sa povratkom
Profil glave uređaja	Crvena udubljena, O (bela)

### Dopunske informacije

Cad ukupna širina	30 mm
Cad ukupna visina	30 mm
Cad ukupna dubina	28 mm
Masa proizvoda	0,019 kg
Mehanička trajnost	5000000 ciklusa
Ime stanice	XALD 1...5 izreza XALK 2...5 izreza
Kod	C1 za <9 kontakti koristeći jednostruke blokove u prednja ugradnja C2 za <9 kontakti koristeći jednostruke i dvostruke blokove u prednja ugradnja C11 za <3 kontakti koristeći jednostruke blokove u prednja ugradnja C15 za <1 kontakti koristeći jednostruke blokove u prednja ugradnja SF1 za <3 kontakti koristeći jednostruke blokove u prednja ugradnja SR1 za <3 kontakti koristeći jednostruke blokove u zadnja montaža
Prezentacija uređaja	Osnovni element

### Okruženje

Tretman zaštite	TH
Temperatura okoline za skladištenje	-40...70 °C
Temperatura okoline za rad uređaja	-25...70 °C
Kategorija prenapona	Klasa II u skladu sa IEC 60536
Ip stepen zaštite	IP66 u skladu sa IEC 60529
Nema stepen zaštite	NEMA 13 NEMA 4X
Otpornost na uređaj za pranje pod pritiskom	7000000 Pa pri 55 °C, razdaljina : 0.1 m
Ik stepen zaštite	IK03 conforming to IEC 50102
Sertifikacija proizvoda	DNV[RETURN]GL[RETURN]CSA[RETURN]JUL odobrenje[RETURN]LROS (Lloyds register of shipping)[RETURN]BV
Otpornost na udare	30 gn (trajanje = 18 milisekundi) za ubrzanje polovine sinusne periode u skladu sa IEC 60068-2-27 50 gn (trajanje = 11 milisekundi) za ubrzanje polovine sinusne periode u skladu sa IEC 60068-2-27
Otpornost na vibracije	5 gn (f= 2...500 Hz) u skladu sa IEC 60068-2-6

## Pakovanje

Unit Type of Package 1	PCE
Number of Units in Package 1	1
Package 1 Height	5,4 cm
Package 1 Width	3,4 cm
Package 1 Length	4,4 cm
Package 1 Weight	20,0 g
Unit Type of Package 2	S01
Number of Units in Package 2	75
Package 2 Height	15,0 cm
Package 2 Width	15,0 cm
Package 2 Length	40,0 cm
Package 2 Weight	1,725 kg

## Održivost ponude

Status održive ponude	Green Premium proizvod
Propis REACH	<a href="#">REACH Deklaracija</a>
REACH bez SVHC	Da
EU RoHS direktiva	Proaktivna usaglašenost (proizvod nije u zakonskom okviru direktive EU RoHS) <a href="#">EU RoHS deklaracija</a>
Bez toksičnih teških metala	Da
Bez žive	Da
RoHS regulativa za Kinu	<a href="#">RoHS Deklaracija Za Kinu</a>
Informacije o RoHS izuzecima	<a href="#">Da</a>
Izjava o zaštiti okoliša	<a href="#">Profil Ekološke Prihvatljivosti Proizvoda</a>
Profil cirkularnosti	<a href="#">Informacije O Kraju Radnog Veka</a>

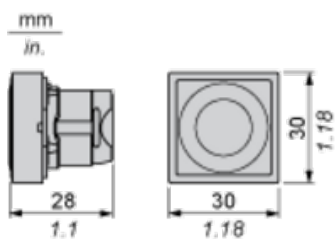
## Ugovorna garancija

Garancija	18 months
-----------	-----------

---

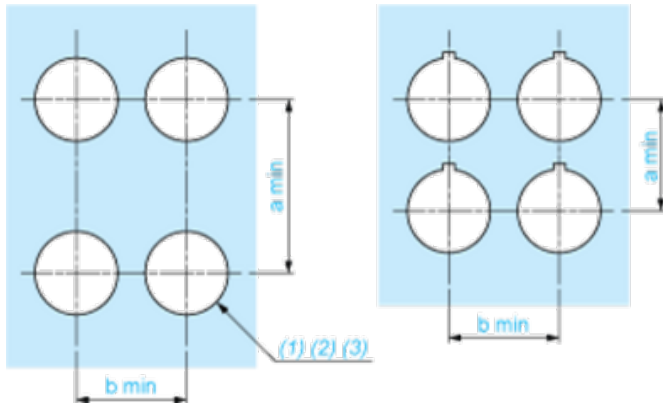
Dimensions

---



Panel Cut-out for Pushbuttons, Switches and Pilot Lights (Finished Holes, Ready for Installation)

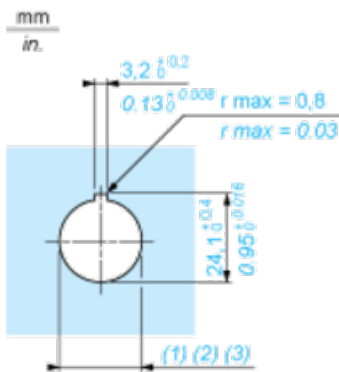
Connection by Screw Clamp Terminals or Plug-in Connectors or on Printed Circuit Board



- (1) Diameter on finished panel or support
- (2) For selector switches and Emergency stop buttons, use of an anti-rotation plate type ZB5AZ902 is recommended.
- (3)  $\varnothing 22.5$  mm recommended ( $\varnothing 22.3_0^{+0.4}$ ) /  $\varnothing 0.89$  in. recommended ( $\varnothing 0.88$  in.  $_0^{+0.016}$ )

Connections	a in mm	a in in.	b in mm	b in in.
By screw clamp terminals or plug-in connector	40	1.57	30	1.18
By Faston connectors	45	1.77	32	1.26
On printed circuit board	30	1.18	30	1.18

Detail of Lug Recess



- (1) Diameter on finished panel or support
- (2) For selector switches and Emergency stop buttons, use of an anti-rotation plate type ZB5AZ902 is recommended.
- (3)  $\varnothing 22.5$  mm recommended ( $\varnothing 22.3_0^{+0.4}$ ) /  $\varnothing 0.89$  in. recommended ( $\varnothing 0.88$  in.  $_0^{+0.016}$ )

Pushbuttons, Switches and Pilot Lights for Printed Circuit Board Connection

Panel Cut-outs (Viewed from Installer's Side)



A: 30 mm min. / 1.18 in. min.

B: 40 mm min. / 1.57 in. min.

Printed Circuit Board Cut-outs (Viewed from Electrical Block Side)

Dimensions in mm



A: 30 mm min.

B: 40 mm min.

Dimensions in in.



#### (4) Printed circuit board

##### Mounting of Adapter (Socket) ZBZ01•

- 1 2 elongated holes for ZBZ006 screw access
- 2 1 hole  $\varnothing$  2.4 mm  $\pm$  0.05 / 0.09 in.  $\pm$  0.002 for centring adapter ZBZ01•
- 3 8  $\times$   $\varnothing$  1.2 mm / 0.05 in. holes
- 4 1 hole  $\varnothing$  2.9 mm  $\pm$  0.05 / 0.11 in.  $\pm$  0.002, for aligning the printed circuit board (with cut-out marked a)
- 5 1 elongated hole for aligning the printed circuit board (with cut-out marked b)
- 6 4 holes  $\varnothing$  2.4 mm / 0.09 in. for clipping in adapter ZBZ01•

Dimensions An + 18.1 relate to the  $\varnothing$  2.4 mm  $\pm$  0.05 / 0.09 in.  $\pm$  0.002 holes for centring adapter ZBZ01•.

---

Electrical Composition Corresponding to Code C1

---



---

Electrical Composition Corresponding to Code C2

---



---

Electrical Composition Corresponding to Codes C9, C11, SF1 and SR1

---

---

Electrical Composition Corresponding to Code C15

---

1 N/O

1 N/C

1 N/O + N/C or 1 N/O + N/O or 1 N/C + N/C

## Legend

---

Single contact

Double contact

Light block

Possible location

